

Lesson 3 / March 21, 2010

Our Source, Our Protector

for use as

STEP 1 

Lesson 3

Focus:Jesus can help us with
all our needs.

Lesson 3

Bible Basis:

Mark 2:1-12

Your students will see a video clip that represents the awesome, protective nature of our God that demonstrates His power to meet our needs.



Materials:

- Optional: a computer with internet access

We have all been in situations where we need help from others. Sometimes it's hard to ask for help and other times our need is so great that we don't know what to do. We are going to watch a video clip about a little bear that needed a lot of help. Watch the following video clip: <http://www.flixyy.com/bear-animal-nature-film.htm> Prepare your students that the video is very intense and make sure they know the little bear will be safe in the end. Let them know that the cub gets scratched and his face gets bloody, but all is well in the end. If you don't have computer access, describe the video and give the following summary:

The clip starts out with a cute bear cub playing in the grass. Little does he know, a gigantic mountain lion is licking his chops as he prepares to catch the little guy. The mountain lion pursues the cub chasing him to a dead end, which is a tree branch stretching across a river below. The lion roars and draws nearer, forcing the cub to the edge of the branch. The branch gives way and the cub tumbles into the water and manages to grasp the broken branch to use as a floating device. In the meantime, the lion makes his way down the cliff and waits for the cub, licking his chops as the cub comes closer and closer while drifting in the current. The cub frantically tries to get away and is finally caught and scratched in the face. After being stung, the cub growls with all his might standing on his hind legs unaware that behind him is his massive mom or dad coming to the rescue. The massive bear roars and frightens the mountain lion that runs away with his tail between his legs. The cub turns around to find his protector and eagerly rushes to the safety and affection of his parent.

Discuss:

-  When you saw the massive bear behind the cub, what were you thinking?
-  Who are the people in your life that represent the massive protecting bear in your life?

Lesson 3
Memory Verse

God is able to make all
grace abound to you,
so that in all things at
all times, having all
that you need,
you will abound in
every good work.

—2 Corinthians 9:8

- ▶ Have you been in a position to be the protecting bear in someone's life? What happened?
- ▶ Think of a situation when you needed help and didn't know what to do?
- ▶ How is Jesus like the protecting bear to us?

When the little bear stood roaring against the mountain lion, little did he know, his protector was behind him with a roar and presence so great that the mountain lion cowered in fear. The little bear probably thought he was big and tough when his predator ran away. Our God does for us what the mighty bear did for the little cub. When we have difficulties and need help, our unseen God is behind us doing for us what we could never do for ourselves. Today in our lesson we will see how a group of friends came to the rescue of their helpless friend and lowered him to the only source who could truly meet his needs. Let's see what happened.

(Continue on to Steps 2 and 3 in your *Upper Elementary Teacher's Guide*; your Step 4 appears below.)

Lesson 3 / March 21, 2010

Our Source, Our Protector

for use as

STEP 4 Lesson 3
Focus:Jesus can help us with
all our needs.Lesson 3
Bible Basis:

Mark 2:1-12







Materials:

- skateboard
- string, chalk, or tape to make a finish line

Make a start line and finish line out of string, chalk, or tape in your classroom. Arrange furniture so there is plenty of room. Divide your class into two teams. This will be a relay race where each teammate will have a partner. One person will push his or her partner on the skateboard while he or she rides. Sitting or standing is acceptable. If any body parts of the person riding the skateboard touch the ground, they will need to go back to the start line and try again. The person pushing the skateboard will carry the skateboard back to the start line for the next partners on his or her team. The first team to have all teammates across the finish line wins. If you don't have an even number for each team, have someone participate twice.

Today our lesson was about friends who brought the paraplegic to Jesus in a desperate attempt to help him. We all need friends like these, willing to help us in time of need. In our game, our partner needed our help to cross the finish line.

Discuss:

-  **If you pushed your partner on the skateboard, what was difficult? What were your obstacles to finishing?**
-  **If you were the partner being pushed, what were your challenges?**
-  **What challenges do you think the paraplegic had?**
-  **Who helped the man through those obstacles?**
-  **Who do you know who has a need that you could take to Jesus for help?**
-  **How can you take that person—or group of people—to Jesus?** (*Kids might suggest talking with the people who have the need, talking with Jesus about the people, responding to their needs in some way, etc.*)

Lesson 3
Memory Verse

God is able to make all
grace abound to you,
so that in all things at
all times, having all
that you need,
you will abound in
every good work.

—2 Corinthians 9:8

Jesus is our source for all that we need. Hopefully, we can be the kind of friend that will go to great lengths to help a friend find hope in Jesus.

- ▶ **What can you do this week to be more aware of how Jesus meets our needs** (*Thank God for things in for which we are thankful.*)?
- ▶ **This week, how will you be the kind of friend that helps someone find hope in Jesus?**

Close with prayer: Heavenly Father, we thank You for being our source for everything we need. Remind us of Your presence working in our lives each day. Help us to be the kind of friend that would lower someone through a roof to bring them to You. Amen.

(David C. Cook is not affiliated with and does not endorse any Website listed on these pages.)