

Lesson 13 / November 29, 2009

Peace Out!

for use as

STEP 1

131

Focus:

God helps us deal with conflict.

Lesson 13

Bible Basis:

Genesis 26:1-6, 12-33;
Philippians 4:19

In this lesson, your students will learn about an outstanding individual who pursued the path of peace when it would have been so easy not to. They will also play a couple of games that will help them think of useful ways to handle conflict in their daily lives.

In 1947, Jackie Robinson became the first African-American to play Major League Baseball in the modern era. Before he joined the Brooklyn Dodgers, white players played in one league and African-American players played in another. Some people thought that separating the players based on skin color was wrong.

One of these people was Branch Rickey, the general manager of the Dodgers. When he was trying to persuade Robinson to join his team, he read to him from the Sermon on the Mount: "Do not resist an evil person. If someone strikes you on the right cheek, turn to him the other also." He told Robinson he wanted a player "with guts enough not to fight back." Finally, Robinson agreed to do it.




It wasn't easy for him. For a long time, whenever he came to bat, people in the crowd booed him and called him hateful names. Even some of his own teammates didn't want to play with him.

He was often the target of rough play. One time, a player from another team purposely drove his spikes into Robinson's leg, giving him a 7-inch gash. He could have gotten angry. He could have fought back. But he didn't. Instead, he played baseball the best he knew how. That first year, he went on to win the league's Rookie of the Year Award.

What gave him the strength to keep going?

"I had a lot of faith in God," Robinson said. "There's nothing like faith in God to help a fellow who gets booted around once in a while."

Discuss:

-  What are some ways Robinson could have reacted when people tried to hurt him?
-  Why did he act peacefully instead?
-  Why was it important to him that he play baseball well?

Lesson 13
Memory Verse

Let us therefore make every effort to do what leads to peace.
—Romans 14:19.

- ▶ How do you think his faith in God helped him?
- ▶ What do you think you would have done in his situation?

We all have conflicts with other people in our lives. But that doesn't mean we have to fight. Sometimes, it takes more strength not to fight. If we rely on God, He will give us all the strength we need.

(Continue on to Steps 2 and 3 in your *Upper Elementary Teacher's Guide*; your Step 4 appears below.)

Sources:

To learn more about Jackie Robinson, go to:
[<http://www.biography.com/articles/Jackie-Robinson-9460813>]

To read about Jackie's relationship with Branch Rickey, the general manager of the Dodgers, go to:
[<http://books.google.com/books?id=jbMS6Mev-sAC&pg=PA375>]. This is part of a 2007 biography by Lee Lowenfish, *Branch Rickey: Baseball's Ferocious Gentleman*

To read more about Jackie Robinson's faith, go to:
[<http://www.goodnewsmag.org/magazine/mayjune/MJ05mitrovich.htm>]

For a photo gallery showing highlights from Jackie Robinson's life, see:
[www.life.com/image/3234210/in-gallery/23148/jackie-robinson-american-pioneer]

Lesson 13 / November 29, 2009

Peace Out!

for use as

STEP 4

Lesson 13 Focus:

God helps us deal with
conflict.

Lesson 13 Bible Basis:

Genesis 26:1-6, 12-33;
Philippians 4:19

Materials:

- bamboo finger traps
- masking tape



TRAPPED

For this activity, you will use the bamboo finger traps that you can buy at many party or novelty stores. You can also find them online or try to make your own by using the websites that are listed at the end of Step 4.

I've brought some special toys today. I want each of you to find a partner to share one with. On the count of three, place one of your index fingers inside the end. Then see how long it takes to get your finger out. Be careful not to damage the toy.

Give the students a few minutes to try to remove their fingers. If some of them have played with finger traps before, be sure to tell them not to give away the secret.

Discuss:

-  How many of you were able to get your finger out?
-  How did you do it?

When you first tried to pull your finger out, you probably found that the trap tightened around it. The harder you pulled, the harder it was to remove your finger. Instead, you must push your finger in deeper to loosen the trap. Then you need to twist your finger as you gently pull it out. Let's have everyone try it.

Give the students a few more minutes to try again.

Discuss:

-  How is this like the conflicts we face in our daily lives?

Lesson 13
Memory Verse

Let us therefore make every effort to do what leads to peace.
—Romans 14:19.

BIRTHDAY LINE

For this activity, stick a piece of masking tape on the floor. It should be long enough so that all of your students can line up along it.

For this activity, I want you to line up by birth date. The oldest student will be at one end, the youngest at the other. But there is one rule. You can't talk. You can make noise. You can move all you want, but you can't say any words.

Wait a few minutes as the students try to get into line. Some may try mouthing their birth dates. Other may try holding up their fingers. Stop the activity while they're still struggling to communicate.

Now I will relax the rule. From now on, you are allowed to talk.

Wait a few more minutes. Now that the students can talk, they should be able to get into line quickly.

- ▶ **Was it easier to line up in order with or without talking? Why or why not?**
- ▶ **What does this teach us about the conflicts we face in our daily lives?**

There are many ways to deal with conflicts. Sometimes, talking things over will help us understand each other. Other times, simply walking away may prevent a difficult situation from getting worse. In all cases, it is important to remember that God wants us to live peaceful lives.

Close with prayer.

Websites:

If you can't find any finger traps locally, you can order them online at:
[<http://epartytoys.net/12pc4bafitrp.html>]

You can also make your own finger traps by following the instructions at this site:
[<http://www.wikihow.com/Create-a-Chinese-Finger-Trap>]

(David C. Cook is not affiliated with and does not endorse any website listed on these pages.)