

Lesson 10 / August 9, 2009

What Would You Die For?

for use as

STEP 1 
Lesson 10
Focus:

Jesus is the perfect sacrifice for your sins.

Lesson 10
Bible Basis:

Exodus 11–12; 29:15–18;
John 1:29




In today's lesson, students will examine different kinds of sacrifice—Old Testament sacrificial lambs; a modern-day sacrifice for Christ; and the ultimate, perfect sacrifice Jesus made. Students will discuss what sacrifices they can make in their day-to-day lives.

Supplies needed:

- a recording of MercyMe's "I Would Die for You" (from *Coming Up to Breathe* album)
- lyrics (optional; can be found at [<http://www.mercyme.org/main/lyrics>])

Once students are assembled, play "I Would Die for You." Ask students to really listen to the lyrics and to think about why the song might have been written. The song contains a very long pause of several minutes. You may choose to end the song when the pause begins or skip ahead to the very end. If you wish, hand out the printed lyrics ahead of time. If you don't have access to the MercyMe CD, consider downloading the song onto your computer or simply handing out lyrics before the discussion.

Discuss:

-  Who has heard this song before?
-  Does anyone know what the inspiration for this song?
-  Would anyone like to make a guess?

The inspiration for this song comes from the life of a teenager, BJ Higgins. BJ believed in Jesus and wanted to share his faith with others. His father was a minister, and when BJ was old enough, he was able to go with his father and others on a mission trip to a school in Kentucky. When he was 14, he traveled to Peru in 2004 as part of a mission trip. He went back again the next summer.

Not long after he came back, BJ fell critically ill. He was diagnosed with pneumonia, but doctors soon discovered that more was wrong with him. People all around the world were praying for him, and he had surgery, but after six weeks he died. He was just a few days away from his sixteenth birthday.

When he first fell ill and was being taken to the hospital, BJ told his father, "Dad, I know you're scared. I believe the Lord will deliver me through this. But if He doesn't, I'm going home to be with Him, and that's okay with me."

Lesson 10
Memory Verse

In him we have redemption through his blood, the forgiveness of sins, in accordance with the riches of God's grace.

—Ephesians 1:7

The lead singer for MercyMe, Bart Millard, was a friend of the Higgins family. When he heard about BJ's illness, Bart asked his fans to pray for BJ. After BJ died, he wrote the lyrics for "I Would Die for You" and put it together with a tune he'd written earlier.

Discuss:

- ▶ **What do you think of BJ's story?**
- ▶ **BJ was willing to sacrifice his life for his belief in God and Jesus. The lyrics of the song say "You never know why you're alive, until you know what you would die for." How many people know what they'd be willing to die for?**

BJ's story is a very serious one. Today's Old Testament story of sacrifice is also very serious. Let's learn why.

For the story behind "I Would Die for You", see [<http://cballan.wordpress.com/2009/06/23/2062/>]. You can also check out the blog at [<http://prayforbj.blogspot.com/>].

(Continue on to Steps 2 and 3 in your *Upper Elementary Teacher's Guide*; your Step 4 appears below.)

Lesson 10 / August 9, 2009

for use as

STEP 4 
Lesson 10
Focus:

Jesus is the perfect sacrifice for your sins.

Lesson 10
Bible Basis:

Exodus 11–12; 29:15–18;
 John 1:29

Supplies:

- approximately 24 inches of cord (one for each student)
- small cross with a small ring at the top for running the cord through (one for each student; optional)
- 7 small beads for each student (if you do not have a cross to string, you will need an extra bead to use in its place)



Today we have talked a lot about sacrifice: sacrifice in Old Testament times, the sacrifice made by BJ Higgins, a boy just a little older than you, and the perfect sacrifice—Jesus, who sacrificed His life to save us forever. Now we're going to do a craft. We're going to make something called Good Deed Beads. While we're working on this project, let's talk a bit about what sort of sacrifices we can make in the week ahead.

Instructions:

1. String the cross (or a bead) on the cord so that it is at the middle point of the string.
2. String another bead, keeping it near the end of the cord.
3. Take the other end of the cord and string that through the first bead, so that the two strings cross to form an X inside the bead.
4. Pull the ends of each until the bead is snug with the cross (or bead).
5. Repeat with the remaining beads, making sure that the cord has approximately an equal amount on either end.
6. When all the beads have been strung, leave a few bead lengths, then tie a double knot an inch or so from the end of the cord.

We will use these Good Deed Beads to keep track of sacrifices or secret good deeds we do. Let's each try to do at least one a day this week.

Discuss:

-  **Can anyone figure out how we use the beads to keep track?** (*When you have made a sacrifice, slide a bead to the other end. Repeat until all seven beads are on the other side.*)
-  **What are some ideas for sacrifices you can make this week?** (*If students have trouble coming up with ideas, you can suggest the following: taking on extra chores, giving up something they want for someone else, taking the smallest portion of dessert and leaving the larger portion for someone else, spending time*

Lesson 10
Memory Verse

In him we have redemption through his blood, the forgiveness of sins, in accordance with the riches of God's grace.
—Ephesians 1:7

helping someone else instead of entertaining themselves)

One thing to remember is that we're not to use the beads as a way to brag about what good deeds we have done or sacrifices we have made. In fact, my challenge to you is that you keep these a secret. Let's close with everyone taking a moment for a silent prayer to ask for God's help us make some sacrifices this week. Think about and name some of those sacrifices or good deeds you will do. If you don't know, ask for God's help in finding them. After a time of silent prayer, I will finish up.

Heavenly Father, You made the perfect sacrifice for us, although we don't deserve it. We can never come close to Your sacrifice, but please help us this week to make some meaningful sacrifices in Uour name. Amen.

(David C. Cook is not affiliated with and does not endorse any website listed on these pages.)