

Lesson 7 / January 17, 2010

Hide it in Your Heart

for use as

STEP 1

Lesson 7
Focus:

God's Word helps me
when I'm tempted.

Lesson 7
Bible Basis:

Luke 4:1-13

Students will learn from Billy Graham's example that, when God's word is hidden in your heart, temptation is easier to resist.

Supplies needed:

- a list of Bible verses, dealing with different temptations (see end of Step 1 for the list)
- small squares of paper (each student will need 16 pieces)
- pencils

How many of you have ever heard of Billy Graham? He's a famous evangelist who preached the Gospel to people all around the world using radio, TV, and large crusades. He even shared the Gospel with presidents and prime ministers from many different nations.

From a very young age, Billy had a strong conviction about doing the right thing. When Billy first met his wife, she said that he was the godliest man she ever met and that was what she loved most about him. His godliness was not something that happened overnight, though. It was something that took many years of patience and persistence—and work.

Billy Graham spent hours reading God's Word and applying it to his life as he grew up. Because of it, he was blessed. He started out as an ordinary preacher at a small church in Illinois. It wasn't too long before he took over a friend's radio show and started his own program. His popularity swiftly grew until he was reaching hundreds and thousands of people for Christ every year. The number of people he's reached over the course of his ministry is over 2.2 billion. Can you even imagine how many people that is? That's almost seven times the number of people living in the United States!

Many famous leaders fall prey to the temptations of pride, or riches, or their own personal pleasure, but Billy Graham was able to avoid these things because he kept God's Word hidden in his heart and sought to follow it daily.

There's a story that many people like to tell about Billy Graham. It was said that he went so far to avoid the appearance of evil that if he was alone in an elevator and a lady stepped in, he would step out so no one could ever make up stories about him and so that he would never be tempted towards anything inappropriate.

Lesson 7
Memory Verse

I have hidden your word in my heart that I might not sin against you.

—Psalm 119:11

Extreme? Maybe. But the Lord tells us in His Word that we are not supposed to put any confidence in our flesh, which is just a fancy way of saying we're not supposed to trust our own wisdom. Even in seemingly harmless situations, Billy made sure to be above reproach. No one would be telling tales about him!

1 Peter 3:13-17 says, "Who is going to harm you if you are eager to do good? But even if you should suffer for what is right, you are blessed. Do not fear what they fear; do not be frightened. But in your hearts set apart Christ as Lord. Always be prepared to give an answer to everyone who asks you to give the reason for the hope that you have. But do this with gentleness and respect, keeping a clear conscience, so that those who speak maliciously against your good behavior in Christ may be ashamed of their slander. It is better, if it is God's will, to suffer for doing good than for doing evil."

As this verse says, we are supposed to keep a clear conscience so that if anyone blames us for something, they'll be embarrassed because it can't possibly be true. That's the kind of reputation a Christian should strive to have!

Discuss:

- ▶ **In what way did Billy Graham set an example for us to follow?** (*he hid God's Word in his heart and applied it to his life; he tried to live above reproach*)
- ▶ **What are some ways that we can live above reproach?**
- ▶ **In what ways do you think God blessed Billy Graham's commitment to do the right thing?**

Pass out the pencils and small square pieces of paper. Ask your students to hold up their Bibles; assigning students with different verses from your list (see the list of verses at the end of Step 1). When a student finds one of the verses, ask them to raise their hand and read the verse and reference aloud for the rest of the class to hear. Ask each student to copy down the reference and make a note on the opposite side of the paper which temptation the verse might best suit.

Tell them to keep their squares of paper safe as they will be using them for the craft in Step 4.

To read more about Billy Graham's story, please visit:
http://www.billygraham.org/MediaRelations_Bios.asp?id=0

To read more about the "elevator story" (and see a comparison drawn between Billy and Tiger Woods), please visit:
<http://mikewindley.wordpress.com/2009/12/17/tiger-woods-and-billy-graham/>

(Continue on to Steps 2 and 3 in your *Upper Elementary Teacher's Guide*; your Step 4 appears below.)

TEMPTATION VERSES:

1 Thessalonians 5:22 – Avoid every kind of evil.

1 Corinthians 10:13 – No temptation has seized you except what is common to man. And God is faithful; he will not let you be tempted beyond what you can bear. But when you are tempted, he will also provide a way out so that you can stand up under it.

Proverbs 12:22 – The Lord detests lying lips, but he delights in men who are truthful.

Matthew 6:31-34 – “So do not worry, saying, 'What shall we eat?' or 'What shall we drink?' or 'What shall we wear?' For the pagans run after all these things, and your heavenly Father knows that you need them. But seek first his kingdom and his righteousness, and all these things will be given to you as well. Therefore do not worry about tomorrow, for tomorrow will worry about itself. Each day has enough trouble of its own.”

Colossians 3:5-10 – Put to death, therefore, whatever belongs to your earthly nature: sexual immorality, impurity, lust, evil desires and greed, which is idolatry. Because of these, the wrath of God is coming. You used to walk in these ways, in the life you once lived. But now you must rid yourselves of all such things as these: anger, rage, malice, slander, and filthy language from your lips. Do not lie to each other, since you have taken off your old self with its practices and have put on the new self, which is being renewed in knowledge in the image of its Creator.

James 4:17 – Anyone, then, who knows the good he ought to do and doesn't do it, sins.

James 1:26 – If anyone considers himself religious and yet does not keep a tight rein on his tongue, he deceives himself and his religion is worthless.

Philippians 4:8-9 – Finally, brothers, whatever is true, whatever is noble, whatever is right, whatever is pure, whatever is lovely, whatever is admirable—if anything is excellent or praiseworthy—think about such things. Whatever you have learned or received or heard from me, or seen in me—put it into practice. And the God of peace will be with you.

Luke 6:31 – “Do to others as you would have them do to you.”

Romans 12:1 – Therefore, I urge you, brothers, in view of God's mercy, to offer your bodies as living sacrifices, holy and pleasing to God—this is your spiritual act of worship.

Matthew 7:1-5 – “Do not judge, or you too will be judged. For in the same way you judge others, you will be judged, and with the measure you use, it will be measured to you. Why do you look at the speck of sawdust in your brother's eye and pay no attention to the plank in your own eye? How can you say to your brother, 'Let me take the speck out of your eye,' when all the time there is a plank in your own eye? You hypocrite, first take the plank out of your own eye, and then you will see clearly to remove the speck from your brother's eye.”

Ephesians 4:28 – He who has been stealing must steal no longer, but must work, doing something useful with his own hands, that he may have something to share with those in need.

Matthew 6:14-15 – “For if you forgive men when they sin against you, your heavenly Father will also forgive you. But if you do not forgive men their sins, your Father will not forgive your sins.”

Lesson 7 / January 17, 2010

Hide it in Your Heart

for use as

STEP 4 

Lesson 7
Focus:

God's Word helps me
when I'm tempted.

Lesson 7
Bible Basis:

Luke 4:1-13

Supplies needed:

- cardstock paper (with a design; optional)
- paper puncher with slit holes
- pencils
- glue sticks
- scissors
- satin ribbon (that coordinates with the paper)
- paper clips





As they are cleaning up from Step 3, ask for a volunteer to hand out sheets of cardstock to each student. Before the class begins, be sure to print several box patterns for your students to trace. (See the end of Step 4 to get a link to the pattern.) Ensure that the paper puncher is situated in a location that is easily accessible to all students.

Have your students trace the box pattern onto the backside of their cardstock. Score the lines to make them easier to fold. Cut around the outside lines and fold your box into a heart shape (for an illustration of this, see the link at the end of Step 4). Glue the side flap closed. Secure the flap with a paper clip until it is thoroughly dry.

Show your students how to use the slit hole puncher to make a hole in the top center of each heart. Insert the ribbon into the slits and tie it closed in a bow.

After the boxes have been made, explain to your tweens that they now have a perfect storage container for the "temptation verses" they reviewed in Step 1.

Discuss:

-  **What are some of the temptations you might face in your daily life?**
(cheating at school, stealing someone else's possessions, lying, etc.)
-  **Why is it important that we hide God's Word in our hearts?**
-  **When we hide His Word in our hearts, what has God promised to help us not do? (Read Psalm 119:11)**
-  **Can you think of any verses that might help you face temptations in the week to come?**

Lesson 7
Memory Verse

I have hidden your
word in my heart that I
might not sin against
you.

—Psalm 119:11

Encourage your students to take their boxes home and look up the references again on their own. Challenge them to memorize one verse a week in order to really “hide them in their hearts”. Perhaps give an added incentive such as some sort of a prize upon recitation to you.

Finally, close in prayer, thanking God for the way He equips each of us to resist temptation.

Sources:

To print the pattern for the heart box craft, please visit:
http://www.craftideas.info/html/heart_box_pattern.html

To see a picture of the finished product, please visit:
http://www.craftideas.info/html/heart_gift_box.html

(David C. Cook is not affiliated with and does not endorse any Website listed on these pages.)